



CORPOSITORY
A window to corporate India

ANI TECHNOLOGIES PRIVATE LIMITED

Detailed Report as on 23/05/2018 11:27

1. COMPANY PROFILE

AS ON: 26/04/2018

Amount in ₹

Category	Company limited by Shares
CIN	U72900KA2010PTC086596
Sub Category	Non-govt company
Authorized Capital	55,901,019,120
Paid Up Capital	55,883,020,910
Date of Incorporation	03/12/2010
Full Address	Regent Insignia, #414, 3rd Floor 4th Block, 17th Main, 100 Feet Road Koramangala Bangalore KA 560034 IN
Email ID	sandeepkumar.singh@olacabs.com
Listed / Unlisted	Unlisted
Date of Last AGM	19/08/2016
Date of Balance Sheet	31/03/2016
Status	Active
Product / Service	Other IT support services
PAN	AAJCA1389G
Website	www.olacabs.com
Telephone Number	8067350900
Remarks	-

2. DIRECTORS

AS ON: 26/04/2018

Amount in ₹

NAME	DIN / PAN	ADDRESS	DESIGNATION	DATE OF APPOINTMENT	CESSATION DATE	% SHAREHOLDING	EMAIL ID	REMARKS
BHAVISH AGGARWAL	3287473	703 OLYMPUS I TOWER OF ACROPOLIC NO 20 HOSUR ROAD BANGALORE 560029 KA IN	Director	03/12/2010	-	53.82% (As On 31/03/2016)	bhavishagg arwal@gmail.com	-
ANKIT BHATI	3430136	#405 Sipani Classe #154 1st Main Road 8th Block Nr Bethany High School Koramangala South Bangalore Bangalore 560095 KA IN	Director	17/02/2011	-	24.42% (As On 31/03/2016)	dasskhann aco@hotmail.com	-
ARUN SARIN	1384344	TOAD HALL OLD AVENUE WEYBRIDGE SURREY KT13 OQE ENGLAND WEYBRIDGE 000000 GB	Director	06/07/2015	-	0.00% (As On 31/03/2016)	arun@arun sarin.com	-
DAVID THEVENON	7654069	109 LOIS LANE PALO ALTO CA 94303 US	Director	19/01/2017	-	0.00% (As On 31/03/2016)	david@soft bank.com	-
KRISHNAMURTHY VENUGOPALA TENNETI	1338477	# 79 ADARSH VISTA BASAVANAGAR VIBUTHIPURA MARATHAHALLI BANGALORE 560037 KA IN	Director	19/01/2017	-	0.00% (As On 31/03/2016)	tvg. krishnamur thy@olacabs.com	-
AVNISH BAJAJ	281547	Flat No. 4 4th Floor Sanghi House 94- Nepean Sea Road Mumbai 400006 MH IN	Nominee director	12/11/2013	-	0.00% (As On 31/03/2016)	avnish@ma trixpartner s.com	-
BRENT RICHARD IRVIN	7955350	18A UNIT I BUILDING A JINXIU GARDEN PHASE IV OCT NANSHAN DISTRICT SHENZHEN 518053 CN	Additional director	09/10/2017	-	0.00% (As On 31/03/2016)	Brentirvin @tencent.com	-
HARISH ABICHANDANI	AACPA53 53L	203/1 VIMAN DARSHAN SOCIETY SAHAR ROAD ANDHERI EAST MUMBAI 400069 MH IN	CFO(KMP)	10/08/2017	-	0.00% (As On 31/03/2016)	harish. abichanda ni@olacabs .com	-
LEE JARED FIXEL	2635091	-	Nominee Director	27/03/2012	08/11/2017	-	account@iij t.net	-
JONATHAN OLOF BULLOCK	7120383	-	Nominee Director	14/04/2015	16/01/2017	-	jb@softban k.com	-

Other Directorships

BHAVISH AGGARWAL

SR. NO.	COMPANY NAME	EMAIL ID	DESIGNATION	DATE OF APPOINTMENT	CESSATION DATE	COMPANY STATUS	COMPANY DEFAULTING STATUS	% SHAREHOLDING
1	GODDARD TECHNICAL SOLUTIONS PRIVATE LIMITED	-	Director	15/12/2016	-	Active	-	-
2	OLA ELECTRIC MOBILITY PRIVATE LIMITED	-	Director	03/02/2017	-	Active	-	-
3	OLA SKILLING PRIVATE LIMITED	-	Director	23/02/2017	-	Active	-	-

SR. NO.	COMPANY NAME	EMAIL ID	DESIGNATION	DATE OF APPOINTMENT	CESSATION DATE	COMPANY STATUS	COMPANY DEFAULTING STATUS	% SHAREHOLDING
4	SERENDIPITY INFOLABS PRIVATE LIMITED	-	Director	05/03/2015	08/02/2017	Amalgamated	-	-

ANKIT BHATI

SR. NO.	COMPANY NAME	EMAIL ID	DESIGNATION	DATE OF APPOINTMENT	CESSATION DATE	COMPANY STATUS	COMPANY DEFAULTING STATUS	% SHAREHOLDING
This director is not associated with any other Company.								

ARUN SARIN

SR. NO.	COMPANY NAME	EMAIL ID	DESIGNATION	DATE OF APPOINTMENT	CESSATION DATE	COMPANY STATUS	COMPANY DEFAULTING STATUS	% SHAREHOLDING
1	VODAFONE INDIA LIMITED	-	Director	08/05/2007	29/07/2008	Active	-	-

DAVID THEVENON

SR. NO.	COMPANY NAME	EMAIL ID	DESIGNATION	DATE OF APPOINTMENT	CESSATION DATE	COMPANY STATUS	COMPANY DEFAULTING STATUS	% SHAREHOLDING
This director is not associated with any other Company.								

KRISHNAMURTHY VENUGOPALA TENNETI

SR. NO.	COMPANY NAME	EMAIL ID	DESIGNATION	DATE OF APPOINTMENT	CESSATION DATE	COMPANY STATUS	COMPANY DEFAULTING STATUS	% SHAREHOLDING
1	EMERGENT VENTURES INDIA PRIVATE LIMITED	-	Director	16/08/1999	-	Active	-	-
2	INDEGENE PRIVATE LIMITED	-	Director	22/07/2008	-	Active	-	-
3	BINATAR ELECTRONICS PRIVATE LIMITED	-	Director	09/09/2004	17/06/2016	Strike Off	-	-
4	CYIENT DLM PRIVATE LIMITED	-	Director	02/11/2007	04/02/2015	Active	-	-
5	CYGSOFT LIMITED	-	Director	04/05/2000	05/01/2008	Strike Off	-	-

AVNISH BAJAJ

SR. NO.	COMPANY NAME	EMAIL ID	DESIGNATION	DATE OF APPOINTMENT	CESSATION DATE	COMPANY STATUS	COMPANY DEFAULTING STATUS	% SHAREHOLDING
1	MATRIX INDIA ASSET ADVISORS PRIVATE LIMITED	-	Managing Director	29/05/2006	-	Active	-	-
2	MEWAR HOSPITAL PRIVATE LIMITED	-	Director	19/11/2012	-	Active	-	-
3	NEW DELHI CENTRE FOR SIGHT LIMITED	-	Nominee Director	14/10/2010	-	Active	-	0.00% (As On 31/03/2016)

SR. NO.	COMPANY NAME	EMAIL ID	DESIGNATION	DATE OF APPOINTMENT	CESSATION DATE	COMPANY STATUS	COMPANY DEFAULTING STATUS	% SHAREHOLDING
4	KIDS CLINIC INDIA PRIVATE LIMITED	avnish@matrixpartners.com	Nominee Director	27/05/2011	-	Active	-	43.56% (As On 31/03/2015)
5	MEDITRINA HOSPITALS PRIVATE LIMITED	-	Nominee Director	29/08/2013	-	Active	-	-
6	ITZ CASH CARD PRIVATE LIMITED	avnish@matrixpartners.com	Nominee Director	04/10/2007	23/05/2017	Active	-	-
7	INASRA TECHNOLOGIES PRIVATE LIMITED	avnish@matrixpartners.com	Director	09/10/2013	14/02/2017	Active	-	-
8	SHOPPERS STOP LIMITED	avnish@matrixpartners.com	Director	25/10/2013	31/07/2015	Active	-	-
9	CHETAS CONTROL SYSTEMS P LTD	-	Director	14/03/2011	05/05/2015	Active	-	-
10	WATERLIFE INDIA PRIVATE LIMITED	-	Nominee Director	07/12/2011	13/11/2014	Active	-	-
11	ENHANCE AESTHETIC & COSMETIC STUDIO PRIVATE LIMITED	-	Nominee Director	29/11/2012	31/10/2014	Active	-	-
12	MAHARANA INFRASTRUCTURE AND PROFESSIONAL SERVICES LIMITED	-	Nominee Director	26/11/2013	21/02/2014	Active	-	-
13	CLEARTRIP PRIVATE LIMITED	avnish@hbs.mba1998.edu	Director	09/12/2005	10/09/2013	Active	-	-
14	BHARTIYA SAMRUDDHI FINANCE LIMITED	avnish@matrixpartners.com	Nominee Director	29/04/2010	29/07/2011	Active	-	-
15	MOODS HOSPITALITY PRIVATE LIMITED	-	Director	30/08/2007	18/03/2011	Active	-	-
16	DIGITAL MUSIC (INDIA) PRIVATE LIMITED	-	Director	18/05/2007	09/04/2008	Strike Off	-	-

BRENT RICHARD IRVIN

SR. NO.	COMPANY NAME	EMAIL ID	DESIGNATION	DATE OF APPOINTMENT	CESSATION DATE	COMPANY STATUS	COMPANY DEFAULTING STATUS	% SHAREHOLDING
This director is not associated with any other Company.								

LEE JARED FIXEL

SR. NO.	COMPANY NAME	EMAIL ID	DESIGNATION	DATE OF APPOINTMENT	CESSATION DATE	COMPANY STATUS	COMPANY DEFAULTING STATUS	% SHAREHOLDING
1	HIKE PRIVATE LIMITED	-	Director	11/09/2014	-	Active	-	-
2	CONTAGIOUS ONLINE MEDIA NETWORK PRIVATE LIMITED	-	Director	30/09/2016	-	Active	-	-
3	INTAP LABS PRIVATE LIMITED	lfixel@tigerglobal.com	Nominee Director	27/02/2015	-	Active	-	0.00% (As On 31/03/2015)
4	MAXHEAP TECHNOLOGIES PRIVATE LIMITED	-	Director	06/09/2011	24/02/2017	Amalgamated	-	-

SR. NO.	COMPANY NAME	EMAIL ID	DESIGNATION	DATE OF APPOINTMENT	CESSATION DATE	COMPANY STATUS	COMPANY DEFAULTING STATUS	% SHAREHOLDING
5	RELEVANT E-SOLUTIONS PRIVATE LIMITED	-	Director	20/03/2015	22/08/2016	Active	-	-
6	CARAT LANE TRADING PRIVATE LIMITED	lfixel@tigerglobal.com	Director	03/02/2011	04/08/2016	Active	-	-
7	MOMS SUPPLIES PRIVATE LIMITED	-	Director	02/09/2011	12/09/2014	Active	-	-
8	MYNTRA DESIGNS PRIVATE LIMITED	-	Director	28/07/2010	23/06/2014	Active	-	-
9	MXC SOLUTIONS INDIA PRIVATE LIMITED	-	Nominee Director	02/09/2011	24/12/2013	Active	-	-
10	ROBEMALL APPARELS PRIVATE LIMITED	-	Additional Director	16/11/2012	20/09/2013	Active	-	-
11	REINDEER SOFTWARE SOLUTIONS PRIVATE LIMITED	-	Additional Director	18/03/2011	12/09/2012	Active	-	-
12	FLIPKART ONLINE SERVICES PRIVATE LIMITED	account@iijt.net	Director	10/12/2009	09/05/2012	Active	-	-
13	IIJT EDUCATION PRIVATE LIMITED	-	Nominee Director	21/07/2009	04/02/2010	Active	-	-
14	TRIUMPHANT INSTITUTE OF MANAGEMENT EDUCATION PRIVATE LTD.	-	Director	22/07/2009	08/01/2010	Active	-	-

JONATHAN OLOF BULLOCK

SR. NO.	COMPANY NAME	EMAIL ID	DESIGNATION	DATE OF APPOINTMENT	CESSATION DATE	COMPANY STATUS	COMPANY DEFAULTING STATUS	% SHAREHOLDING
1	SBG ADVISORS INDIA PRIVATE LIMITED	-	Additional Director	24/04/2015	-	Active	-	-
2	LOCON SOLUTIONS PRIVATE LIMITED	jb@softbank.com	Director	05/05/2015	20/01/2017	Active	-	-
3	JASPER INFOTECH PRIVATE LIMITED	-	Director	04/05/2015	18/01/2017	Active	-	-

 3. CHARGES

AS ON: 26/04/2018

Amount in ₹

CHARGE ID	DATE OF CREATION	DATE OF MODIFICATION	DATE OF SATISFACTION	CHARGE AMOUNT	CHARGE HOLDER	ASSETS UNDER CHARGE	STATUS
This company does not have any Charge.							



AS ON: 26/04/2018

Amount in ₹

5(A) SNAPSHOT

PARTICULARS	2013-2014	2014-2015	2015-2016
Revenue from Operations	496,153,000	622,500,000	3,834,400,000
EBITDA	-345,059,000	-7,878,400,000	-20,284,700,000
PAT	-342,170,000	-7,548,900,000	-17,604,400,000
Networth	254,221,000	34,860,476,000	55,479,822,000
Long-term Borrowings	-	-	-

5(B) PROFIT & LOSS

PARTICULARS	2013-2014	2014-2015	2015-2016
REVENUE			
Revenue from Sale of Products	0	0	0
Revenue from Sale of Services	496,153,000	547,300,000	3,254,100,000
Other Operating Revenue	0	75,200,000	580,300,000
Less: Duties	0	0	0
Total Revenue from Operations	496,153,000	622,500,000	3,834,400,000
Other Income	14,377,000	380,700,000	2,806,800,000
Total Revenue	510,530,000	1,003,200,000	6,641,200,000
EXPENSES			
Cost of Materials Consumed	0	0	0
Purchases of Stock in Trade	0	0	0
Changes in Inventories of Finished Goods, Work In Progress and Stock In Trade	0	0	0
Employee Benefit Expense	203,862,000	681,700,000	3,790,700,000
Other Expenses	637,350,000	7,819,200,000	20,328,400,000
EBITDA	-345,059,000	-7,878,400,000	-20,284,700,000
EBITDA %	0.00%	0.00%	0.00%
Finance Costs	468,000	17,700,000	0

PARTICULARS	2013-2014	2014-2015	2015-2016
Total Depreciation, Depletion and Amortization Expense	11,020,000	33,500,000	126,500,000
Total Expenses	852,700,000	8,552,100,000	24,245,600,000
Profit before Exceptional and Extraordinary Items and Tax	-342,170,000	-7,548,900,000	-17,604,400,000
Prior Period Items before Tax	0	0	0
Exceptional Items	0	0	0
Profit before Extraordinary Items and Tax	-342,170,000	-7,548,900,000	-17,604,400,000
Extraordinary Items	0	0	0
Profit before Tax	-342,170,000	-7,548,900,000	-17,604,400,000
TAX EXPENSE			
Current Tax	0	0	0
Deferred Tax	0	0	0
Profit / (Loss) for the Period from Continuing Operations	-342,170,000	-7,548,900,000	-17,604,400,000
Profit / (Loss) from Discontinuing Operations	0	0	0
Tax Expense of Discontinuing Operations	0	0	0
Profit / (Loss) from Discontinuing Operations (After Tax)	0	0	0
Profit / (Loss)	-342,170,000	-7,548,900,000	-17,604,400,000

* Total revenue from operations = Revenue from sale of products + Revenue from sale of services + Revenue from other operating activities - Duties. Some particulars have not been shown to maintain consistency of format.

5(C) BALANCE SHEET

PARTICULARS	2013-2014	2014-2015	2015-2016
SHAREHOLDERS FUND			
Share Capital	412,933,000	413,476,000	413,622,000
Reserves & Surplus	-158,712,000	34,447,000,000	55,066,200,000
Money Received against Warrants	0	0	0
Networth	254,221,000	34,860,476,000	55,479,822,000
Share Application Money Pending Allotment	0	0	0
Deferred Government Grants	0	0	0

PARTICULARS	2013-2014	2014-2015	2015-2016
Minority Interest	0	0	0
NON CURRENT LIABILITIES			
Long-term Borrowings	0	0	0
Deferred Tax Liabilities	0	0	0
Other Long-term Liabilities	0	5,000,000	8,800,000
Long-term Provisions	2,265,000	4,900,000	14,700,000
Total Non Current Liabilities	2,265,000	9,900,000	23,500,000
CURRENT LIABILITIES			
Short-term Borrowings	0	0	0
Trade Payables	8,799,000	265,200,000	391,800,000
Other Current Liabilities	45,383,000	592,024,000	1,882,178,000
Short-term Provisions	8,053,000	165,700,000	0
Total Current Liabilities	62,235,000	1,022,924,000	2,273,978,000
Total Equity & Liabilities	318,721,000	35,893,300,000	57,777,300,000
NON CURRENT ASSETS			
FIXED ASSET			
Tangible Assets	22,711,000	175,400,000	442,800,000
Intangible Assets	2,097,000	8,100,000	147,900,000
Capital Work In Progress	0	0	0
Intangible Asset under Development	0	0	21,400,000
Total Fixed Asset	24,808,000	183,500,000	612,100,000
Non Current Investment	0	11,923,200,000	12,276,700,000
Deferred Tax Assets (Net)	0	0	0
Long-term Loans & Advances	10,558,000	651,600,000	6,470,200,000
Other Non Current Assets	0	0	1,000,000,000
Total Non Current Assets	10,558,000	12,574,800,000	19,746,900,000
CURRENT ASSETS			

PARTICULARS	2013-2014	2014-2015	2015-2016
Current Investment	17,361,000	0	0
Inventories	0	0	0
Trade Receivables	15,695,000	155,200,000	78,200,000
Cash & Cash Equivalents	233,810,000	22,388,600,000	35,473,500,000
Short-term Loans & Advances	12,057,000	211,300,000	427,900,000
Other Current Assets	4,432,000	379,900,000	1,438,700,000
Total Current Assets	283,355,000	23,135,000,000	37,418,300,000
Total Assets	318,721,000	35,893,300,000	57,777,300,000

Networth = Share Capital + Reserves & Surplus + Money Received against Share Warrants + Deferred Government Grants + Minority Interest

5(D) FINANCIAL RATIO

PARTICULARS	2014-2015	2015-2016
Revenue Growth (%)	666.30%	515.97%
EBITDA Margins (%)	0.00%	0.00%
EBT Margins (%)	-	-
PAT Margins (%)	-	-
Emp Cost (% of sales)	17.93%	98.86%
Working Capital Turnover	0	0
Asset Turnover	0	0

5(E) CONSOLIDATED FINANCIAL - PROFIT & LOSS

PARTICULARS	2014-2015	2015-2016
REVENUE		
Revenue from Sale of Products	4,800,000	58,200,000
Revenue from Sale of Services	570,200,000	4,328,200,000
Total Revenue from Operations	651,600,000	5,017,600,000
Other Income	386,100,000	2,564,700,000
Total Revenue	1,037,700,000	7,582,300,000
EXPENSES		

PARTICULARS	2014-2015	2015-2016
Cost of Materials Consumed	-	-
Purchases of Stock in Trade	9,900,000	382,900,000
Changes in Inventories of Finished Goods, Work In Progress and Stock In Trade	-800,000	2,500,000
Employee Benefit Expense	851,600,000	4,616,000,000
Other Expenses	8,074,400,000	25,461,500,000
EBITDA	-8,283,500,000	-25,445,300,000
EBITDA %	0.00%	0.00%
Finance Costs	22,000,000	15,900,000
Total Depreciation, Depletion and Amortization Expense	40,200,000	240,100,000
Total Expenses	8,997,300,000	30,718,900,000
Profit before Exceptional and Extraordinary Items and Tax	-7,959,600,000	-23,136,600,000
Exceptional Items	-	-
Profit before Extraordinary Items and Tax	-7,959,600,000	-23,136,600,000
Extraordinary Items	-	-
Profit before Tax	-7,959,600,000	-23,136,600,000
TAX EXPENSE		
Current Tax	1,500,000	-1,000,000
Deferred Tax	-	-300,000
Profit / (Loss) for the Period from Continuing Operations	-7,961,100,000	-23,135,300,000
Profit / (Loss) from Discontinuing Operations	-	-
Tax Expense of Discontinuing Operations	-	-
Profit / (Loss) from Discontinuing Operations (After Tax)	-	-
Profit / (Loss)	-7,961,100,000	-23,117,400,000

* Total revenue from operations = Revenue from sale of products + Revenue from sale of services + Revenue from other operating activities - Duties. Some particulars have not been shown to maintain consistency of format.

5(F) CONSOLIDATED FINANCIAL - BALANCE SHEET

PARTICULARS	2014-2015	2015-2016
-------------	-----------	-----------

PARTICULARS	2014-2015	2015-2016
SHAREHOLDERS FUND		
Share Capital	413,476,000	413,622,000
Reserves & Surplus	34,034,800,000	49,141,000,000
Money Received against Warrants	-	-
Networth	34,448,276,000	49,554,622,000
Share Application Money Pending Allotment	-	-
NON CURRENT LIABILITIES		
Long-term Borrowings	6,500,000	927,900,000
Deferred Tax Liabilities	-	-
Other Long-term Liabilities	9,700,000	21,900,000
Long-term Provisions	8,300,000	19,300,000
Total Non Current Liabilities	24,500,000	969,100,000
CURRENT LIABILITIES		
Short-term Borrowings	-	-
Trade Payables	363,200,000	504,900,000
Other Current Liabilities	986,824,000	2,525,378,000
Short-term Provisions	170,100,000	4,900,000
Total Current Liabilities	1,520,124,000	3,035,178,000
Total Equity & Liabilities	35,992,900,000	53,558,900,000
NON CURRENT ASSETS		
FIXED ASSET		
Tangible Assets	337,600,000	1,258,600,000
Intangible Assets	11,880,000,000	12,225,800,000
Capital Work in Progress	-	-
Intangible Asset under Development	-	21,400,000
Total Fixed Asset	12,217,600,000	13,505,800,000
Non Current Investment	-	128,000,000

PARTICULARS	2014-2015	2015-2016
Deferred Tax Assets (Net)	-	-
Long-term Loans & Advances	345,400,000	1,276,500,000
Other Non Current Assets	37,300,000	1,125,100,000
Total Non Current Assets	382,700,000	2,529,600,000
CURRENT ASSETS		
Current Investment	-	-
Inventories	18,300,000	15,800,000
Trade Receivables	184,700,000	103,800,000
Cash & Cash Equivalents	22,553,100,000	35,808,700,000
Short-term Loans & Advances	232,500,000	548,900,000
Other Current Assets	404,000,000	1,046,300,000
Total Current Assets	23,392,600,000	37,523,500,000
Total Assets	35,992,900,000	53,558,900,000

Networth = Share Capital + Reserves & Surplus + Money Received against Share Warrants + Deferred Government Grants + Minority Interest

5(G) CONSOLIDATED FINANCIAL - FINANCIAL RATIO

PARTICULARS	2015-2016
Revenue Growth (%)	670.04%
EBITDA Margins (%)	null
EBT Margins (%)	-
PAT Margins (%)	-
Emp Cost (% of sales)	92.00%
Working Capital Turnover	0
Asset Turnover	0

7. AUDITORS

AS ON: 26/04/2018

Amount in ₹

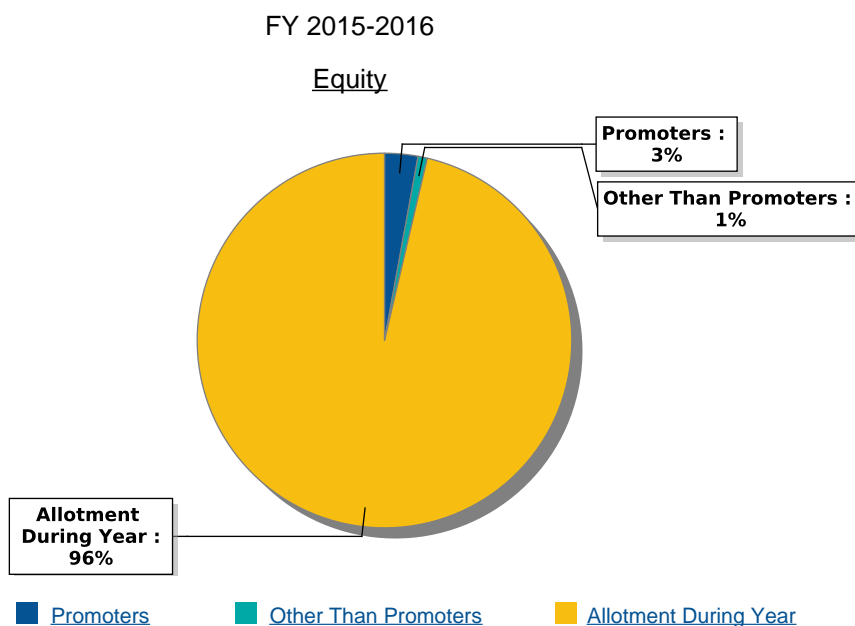
7(A) AUDITORS

PARTICULARS	2014-2015	2015-2016
Name of Audit Firm	B S R & Company	B S R & Associates LLP
Firm Registration Number	128900W	116231W/W-100024
Name of Person Signing Audit Report	SAMPATH GANESH N	RUSHANK SHAMSUNDAR MUTHREJA
Membership Number	042554	211386
Address	1st Floor, Lodha Excelus Apollo Mills Compound, N. M. Joshi Marg, Mahalakshmi, MUMBAI - 400011.	Maruthi Info-tech Centre 11-12/1 Inner Ring Road, Koramangala, Bangalore - 560071, Karnataka.
Email ID	-	vsaraogi@bsraffiliates.com
PAN of Auditor or Auditor Firm	AAIFB7357B	AADFB6889R
Whether Financial Statement Qualified	YES	NO
Whether CARO Applicable	YES	YES
Whether Auditor Resigned	-	-
Date of Resignation	-	-
Reason for Resignation	-	-
Any Other Fact Related to Resignation	-	-

6. SHAREHOLDING

AS ON: 26/04/2018

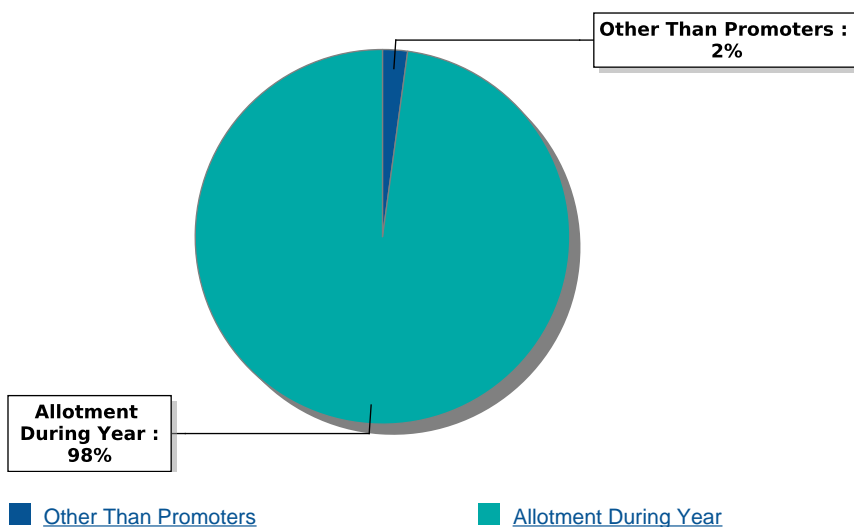
Amount in ₹




SHAREHOLDING	SHARES HELD BY PROMOTERS	PROMOTERS % SHAREHOLDING	SHARES HELD BY NON PROMOTERS	NON PROMOTERS % SHAREHOLDING
Indian	11,341	2.87%	125	0.03%
NRI	0	0.00%	10	0.00%
Body Corporate	0	0.00%	3,018	0.76%

FY 2015-2016

Preference




SHAREHOLDING 	SHARES HELD BY PROMOTERS	PROMOTERS % SHAREHOLDING	SHARES HELD BY NON PROMOTERS	NON PROMOTERS % SHAREHOLDING
Indian	0	0.00%	2,524	0.06%
NRI	0	0.00%	783	0.02%
Foreign National (Other than NRI)	0	0.00%	11	0.00%
Body Corporate	0	0.00%	85,046	2.07%

10. ASSOCIATE ENTITIES

AS ON: 26/04/2018

Amount in ₹

COMPANY NAME	% HOLDING	RELATIONSHIP 	RELATIONSHIP AS ON
OLA FLEET TECHNOLOGIES PRIVATE LIMITED	100.00%	Subsidiary	31/03/2016
SERENDIPITY INFOLABS PRIVATE LIMITED	100.00%	Subsidiary	31/03/2016
ZIPCASH CARD SERVICES PRIVATE LIMITED	45.70%	Subsidiary	31/03/2016
KIDS CLINIC INDIA PRIVATE LIMITED	43.56% (As On 31/03/2015)	Common Directorship (AVNISH BAJAJ)	26/04/2018
CONTAGIOUS ONLINE MEDIA NETWORK PRIVATE LIMITED	-	Common Directorship (LEE JARED FIXEL)	26/04/2018
EMERGENT VENTURES INDIA PRIVATE LIMITED	-	Common Directorship (KRISHNAMURTHY VENUGOPALA TENNETI)	26/04/2018
GODDARD TECHNICAL SOLUTIONS PRIVATE LIMITED	-	Common Directorship (BHAVISH AGGARWAL)	26/04/2018
HIKE PRIVATE LIMITED	-	Common Directorship (LEE JARED FIXEL)	26/04/2018
INDEGENE PRIVATE LIMITED	-	Common Directorship (KRISHNAMURTHY VENUGOPALA TENNETI)	26/04/2018
INTAP LABS PRIVATE LIMITED	- (As On 31/03/2015)	Common Directorship (LEE JARED FIXEL)	26/04/2018
MATRIX INDIA ASSET ADVISORS PRIVATE LIMITED	-	Common Directorship (AVNISH BAJAJ)	26/04/2018
MEDITRINA HOSPITALS PRIVATE LIMITED	-	Common Directorship (AVNISH BAJAJ)	26/04/2018
MEWAR HOSPITAL PRIVATE LIMITED	-	Common Directorship (AVNISH BAJAJ)	26/04/2018
NEW DELHI CENTRE FOR SIGHT LIMITED	- (As On 31/03/2016)	Common Directorship (AVNISH BAJAJ)	26/04/2018
OLA ELECTRIC MOBILITY PRIVATE LIMITED	-	Common Directorship (BHAVISH AGGARWAL)	26/04/2018
OLA SKILLING PRIVATE LIMITED	-	Common Directorship (BHAVISH AGGARWAL)	26/04/2018
SBG ADVISORS INDIA PRIVATE LIMITED	-	Common Directorship (JONATHAN OLOF BULLOCK)	26/04/2018

