



CORPOSITORY
A window to corporate India

ANI TECHNOLOGIES PRIVATE LIMITED

Detailed Report as on 23/05/2018 11:27

1. COMPANY PROFILE

AS ON: 26/04/2018

Amount in ₹

| | |
|-----------------------|---------------------------------------------------------------------------------------------------------|
| Category | Company limited by Shares |
| CIN | U72900KA2010PTC086596 |
| Sub Category | Non-govt company |
| Authorized Capital | 55,901,019,120 |
| Paid Up Capital | 55,883,020,910 |
| Date of Incorporation | 03/12/2010 |
| Full Address | Regent Insignia, #414, 3rd Floor 4th Block, 17th Main, 100 Feet Road Koramangala Bangalore KA 560034 IN |
| Email ID | sandeepkumar.singh@olacabs.com |
| Listed / Unlisted | Unlisted |
| Date of Last AGM | 19/08/2016 |
| Date of Balance Sheet | 31/03/2016 |
| Status | Active |
| Product / Service | Other IT support services |
| PAN | AAJCA1389G |
| Website | www.olacabs.com |
| Telephone Number | 8067350900 |
| Remarks | - |

2. DIRECTORS

AS ON: 26/04/2018

Amount in ₹

| NAME | DIN / PAN | ADDRESS | DESIGNATION | DATE OF APPOINTMENT | CESSATION DATE | % SHAREHOLDING | EMAIL ID | REMARKS |
|--------------------------------------------------|-------------|---------------------------------------------------------------------------------------------------------------------------|---------------------|---------------------|----------------|------------------------------|---------------------------------|---------|
| BHAVISH AGGARWAL | 3287473 | 703 OLYMPUS I TOWER OF ACROPOLIC NO 20 HOSUR ROAD BANGALORE 560029 KA IN | Director | 03/12/2010 | - | 53.82% (As On 31/03/2016) | bhavishagg arwal@gmail.com | - |
| ANKIT BHATI | 3430136 | #405 Sipani Classe #154 1st Main Road 8th Block Nr Bethany High School Koramangala South Bangalore Bangalore 560095 KA IN | Director | 17/02/2011 | - | 24.42% (As On 31/03/2016) | dasskhann aco@hotmail.com | - |
| ARUN SARIN | 1384344 | TOAD HALL OLD AVENUE WEYBRIDGE SURREY KT13 OQE ENGLAND WEYBRIDGE 000000 GB | Director | 06/07/2015 | - | 0.00% (As On 31/03/2016) | arun@arun sarin.com | - |
| DAVID THEVENON | 7654069 | 109 LOIS LANE PALO ALTO CA 94303 US | Director | 19/01/2017 | - | 0.00% (As On 31/03/2016) | david@soft bank.com | - |
| KRISHNAMURTHY VENUGOPALA TENNETI | 1338477 | # 79 ADARSH VISTA BASAVANAGAR VIBUTHIPURA MARATHAHALLI BANGALORE 560037 KA IN | Director | 19/01/2017 | - | 0.00% (As On 31/03/2016) | tvg. krishnamurthy@olacabs.com | - |
| AVNISH BAJAJ | 281547 | Flat No. 4 4th Floor Sanghi House 94-Nepean Sea Road Mumbai 400006 MH IN | Nominee director | 12/11/2013 | - | 0.00% (As On 31/03/2016) | avnish@ma trixpartner s.com | - |
| BRENT RICHARD IRVIN | 7955350 | 18A UNIT I BUILDING A JINXIU GARDEN PHASE IV OCT NANSHAN DISTRICT SHENZHEN 518053 CN | Additional director | 09/10/2017 | - | 0.00% (As On 31/03/2016) | Brentirvin @tencent.com | - |
| HARISH ABICHANDANI | AACPA53 53L | 203/1 VIMAN DARSHAN SOCIETY SAHAR ROAD ANDHERI EAST MUMBAI 400069 MH IN | CFO(KMP) | 10/08/2017 | - | 0.00% (As On 31/03/2016) | harish. abichandani@olacabs.com | - |
| LEE JARED FIXEL | 2635091 | - | Nominee Director | 27/03/2012 | 08/11/2017 | - | account@iij t.net | - |
| JONATHAN OLOF BULLOCK | 7120383 | - | Nominee Director | 14/04/2015 | 16/01/2017 | - | jb@softban k.com | - |

Other Directorships

BHAVISH AGGARWAL

| SR. NO. | COMPANY NAME | EMAIL ID | DESIGNATION | DATE OF APPOINTMENT | CESSATION DATE | COMPANY STATUS | COMPANY DEFAULTING STATUS | % SHAREHOLDING |
|---------|---------------------------------------------|----------|-------------|---------------------|----------------|----------------|---------------------------|----------------|
| 1 | GODDARD TECHNICAL SOLUTIONS PRIVATE LIMITED | - | Director | 15/12/2016 | - | Active | - | - |
| 2 | OLA ELECTRIC MOBILITY PRIVATE LIMITED | - | Director | 03/02/2017 | - | Active | - | - |
| 3 | OLA SKILLING PRIVATE LIMITED | - | Director | 23/02/2017 | - | Active | - | - |

| SR. NO. | COMPANY NAME | EMAIL ID | DESIGNATION | DATE OF APPOINTMENT | CESSATION DATE | COMPANY STATUS | COMPANY DEFAULTING STATUS | % SHAREHOLDING |
|---------|--------------------------------------|----------|-------------|---------------------|----------------|----------------|---------------------------|----------------|
| 4 | SERENDIPITY INFOLABS PRIVATE LIMITED | - | Director | 05/03/2015 | 08/02/2017 | Amalgamated | - | - |

ANKIT BHATI

| SR. NO. | COMPANY NAME | EMAIL ID | DESIGNATION | DATE OF APPOINTMENT | CESSATION DATE | COMPANY STATUS | COMPANY DEFAULTING STATUS | % SHAREHOLDING |
|---------------------------------------------------------|--------------|----------|-------------|---------------------|----------------|----------------|---------------------------|----------------|
| This director is not associated with any other Company. | | | | | | | | |

ARUN SARIN

| SR. NO. | COMPANY NAME | EMAIL ID | DESIGNATION | DATE OF APPOINTMENT | CESSATION DATE | COMPANY STATUS | COMPANY DEFAULTING STATUS | % SHAREHOLDING |
|---------|------------------------|----------|-------------|---------------------|----------------|----------------|---------------------------|----------------|
| 1 | VODAFONE INDIA LIMITED | - | Director | 08/05/2007 | 29/07/2008 | Active | - | - |

DAVID THEVENON

| SR. NO. | COMPANY NAME | EMAIL ID | DESIGNATION | DATE OF APPOINTMENT | CESSATION DATE | COMPANY STATUS | COMPANY DEFAULTING STATUS | % SHAREHOLDING |
|---------------------------------------------------------|--------------|----------|-------------|---------------------|----------------|----------------|---------------------------|----------------|
| This director is not associated with any other Company. | | | | | | | | |

KRISHNAMURTHY VENUGOPALA TENNETI

| SR. NO. | COMPANY NAME | EMAIL ID | DESIGNATION | DATE OF APPOINTMENT | CESSATION DATE | COMPANY STATUS | COMPANY DEFAULTING STATUS | % SHAREHOLDING |
|---------|-----------------------------------------|----------|-------------|---------------------|----------------|----------------|---------------------------|----------------|
| 1 | EMERGENT VENTURES INDIA PRIVATE LIMITED | - | Director | 16/08/1999 | - | Active | - | - |
| 2 | INDEGENE PRIVATE LIMITED | - | Director | 22/07/2008 | - | Active | - | - |
| 3 | BINATAR ELECTRONICS PRIVATE LIMITED | - | Director | 09/09/2004 | 17/06/2016 | Strike Off | - | - |
| 4 | CYIENT DLM PRIVATE LIMITED | - | Director | 02/11/2007 | 04/02/2015 | Active | - | - |
| 5 | CYGSOFT LIMITED | - | Director | 04/05/2000 | 05/01/2008 | Strike Off | - | - |

AVNISH BAJAJ

| SR. NO. | COMPANY NAME | EMAIL ID | DESIGNATION | DATE OF APPOINTMENT | CESSATION DATE | COMPANY STATUS | COMPANY DEFAULTING STATUS | % SHAREHOLDING |
|---------|---------------------------------------------|----------|-------------------|---------------------|----------------|----------------|---------------------------|-----------------------------|
| 1 | MATRIX INDIA ASSET ADVISORS PRIVATE LIMITED | - | Managing Director | 29/05/2006 | - | Active | - | - |
| 2 | MEWAR HOSPITAL PRIVATE LIMITED | - | Director | 19/11/2012 | - | Active | - | - |
| 3 | NEW DELHI CENTRE FOR SIGHT LIMITED | - | Nominee Director | 14/10/2010 | - | Active | - | 0.00% (As On 31/03/2016) |

| SR. NO. | COMPANY NAME | EMAIL ID | DESIGNATION | DATE OF APPOINTMENT | CESSATION DATE | COMPANY STATUS | COMPANY DEFAULTING STATUS | % SHAREHOLDING |
|---------|-----------------------------------------------------------|---------------------------|------------------|---------------------|----------------|----------------|---------------------------|------------------------------|
| 4 | KIDS CLINIC INDIA PRIVATE LIMITED | avnish@matrixpartners.com | Nominee Director | 27/05/2011 | - | Active | - | 43.56% (As On 31/03/2015) |
| 5 | MEDITRINA HOSPITALS PRIVATE LIMITED | - | Nominee Director | 29/08/2013 | - | Active | - | - |
| 6 | ITZ CASH CARD PRIVATE LIMITED | avnish@matrixpartners.com | Nominee Director | 04/10/2007 | 23/05/2017 | Active | - | - |
| 7 | INASRA TECHNOLOGIES PRIVATE LIMITED | avnish@matrixpartners.com | Director | 09/10/2013 | 14/02/2017 | Active | - | - |
| 8 | SHOPPERS STOP LIMITED | avnish@matrixpartners.com | Director | 25/10/2013 | 31/07/2015 | Active | - | - |
| 9 | CHETAS CONTROL SYSTEMS P LTD | - | Director | 14/03/2011 | 05/05/2015 | Active | - | - |
| 10 | WATERLIFE INDIA PRIVATE LIMITED | - | Nominee Director | 07/12/2011 | 13/11/2014 | Active | - | - |
| 11 | ENHANCE AESTHETIC & COSMETIC STUDIO PRIVATE LIMITED | - | Nominee Director | 29/11/2012 | 31/10/2014 | Active | - | - |
| 12 | MAHARANA INFRASTRUCTURE AND PROFESSIONAL SERVICES LIMITED | - | Nominee Director | 26/11/2013 | 21/02/2014 | Active | - | - |
| 13 | CLEARTRIP PRIVATE LIMITED | avnish@hbs.mba1998.edu | Director | 09/12/2005 | 10/09/2013 | Active | - | - |
| 14 | BHARTIYA SAMRUDDHI FINANCE LIMITED | avnish@matrixpartners.com | Nominee Director | 29/04/2010 | 29/07/2011 | Active | - | - |
| 15 | MOODS HOSPITALITY PRIVATE LIMITED | - | Director | 30/08/2007 | 18/03/2011 | Active | - | - |
| 16 | DIGITAL MUSIC (INDIA) PRIVATE LIMITED | - | Director | 18/05/2007 | 09/04/2008 | Strike Off | - | - |

BRENT RICHARD IRVIN

| SR. NO. | COMPANY NAME | EMAIL ID | DESIGNATION | DATE OF APPOINTMENT | CESSATION DATE | COMPANY STATUS | COMPANY DEFAULTING STATUS | % SHAREHOLDING |
|---------------------------------------------------------|--------------|----------|-------------|---------------------|----------------|----------------|---------------------------|----------------|
| This director is not associated with any other Company. | | | | | | | | |

LEE JARED FIXEL

| SR. NO. | COMPANY NAME | EMAIL ID | DESIGNATION | DATE OF APPOINTMENT | CESSATION DATE | COMPANY STATUS | COMPANY DEFAULTING STATUS | % SHAREHOLDING |
|---------|-------------------------------------------------|------------------------|------------------|---------------------|----------------|----------------|---------------------------|-----------------------------|
| 1 | HIKE PRIVATE LIMITED | - | Director | 11/09/2014 | - | Active | - | - |
| 2 | CONTAGIOUS ONLINE MEDIA NETWORK PRIVATE LIMITED | - | Director | 30/09/2016 | - | Active | - | - |
| 3 | INTAP LABS PRIVATE LIMITED | lfixel@tigerglobal.com | Nominee Director | 27/02/2015 | - | Active | - | 0.00% (As On 31/03/2015) |
| 4 | MAXHEAP TECHNOLOGIES PRIVATE LIMITED | - | Director | 06/09/2011 | 24/02/2017 | Amalgamated | - | - |

| SR. NO. | COMPANY NAME | EMAIL ID | DESIGNATION | DATE OF APPOINTMENT | CESSATION DATE | COMPANY STATUS | COMPANY DEFAULTING STATUS | % SHAREHOLDING |
|---------|-----------------------------------------------------------|------------------------|---------------------|---------------------|----------------|----------------|---------------------------|----------------|
| 5 | RELEVANT E-SOLUTIONS PRIVATE LIMITED | - | Director | 20/03/2015 | 22/08/2016 | Active | - | - |
| 6 | CARAT LANE TRADING PRIVATE LIMITED | lfixel@tigerglobal.com | Director | 03/02/2011 | 04/08/2016 | Active | - | - |
| 7 | MOMS SUPPLIES PRIVATE LIMITED | - | Director | 02/09/2011 | 12/09/2014 | Active | - | - |
| 8 | MYNTRA DESIGNS PRIVATE LIMITED | - | Director | 28/07/2010 | 23/06/2014 | Active | - | - |
| 9 | MXC SOLUTIONS INDIA PRIVATE LIMITED | - | Nominee Director | 02/09/2011 | 24/12/2013 | Active | - | - |
| 10 | ROBEMALL APPARELS PRIVATE LIMITED | - | Additional Director | 16/11/2012 | 20/09/2013 | Active | - | - |
| 11 | REINDEER SOFTWARE SOLUTIONS PRIVATE LIMITED | - | Additional Director | 18/03/2011 | 12/09/2012 | Active | - | - |
| 12 | FLIPKART ONLINE SERVICES PRIVATE LIMITED | account@ijit.net | Director | 10/12/2009 | 09/05/2012 | Active | - | - |
| 13 | IJIT EDUCATION PRIVATE LIMITED | - | Nominee Director | 21/07/2009 | 04/02/2010 | Active | - | - |
| 14 | TRIUMPHANT INSTITUTE OF MANAGEMENT EDUCATION PRIVATE LTD. | - | Director | 22/07/2009 | 08/01/2010 | Active | - | - |

JONATHAN OLOF BULLOCK

| SR. NO. | COMPANY NAME | EMAIL ID | DESIGNATION | DATE OF APPOINTMENT | CESSATION DATE | COMPANY STATUS | COMPANY DEFAULTING STATUS | % SHAREHOLDING |
|---------|------------------------------------|-----------------|---------------------|---------------------|----------------|----------------|---------------------------|----------------|
| 1 | SBG ADVISORS INDIA PRIVATE LIMITED | - | Additional Director | 24/04/2015 | - | Active | - | - |
| 2 | LOCON SOLUTIONS PRIVATE LIMITED | jb@softbank.com | Director | 05/05/2015 | 20/01/2017 | Active | - | - |
| 3 | JASPER INFOTECH PRIVATE LIMITED | - | Director | 04/05/2015 | 18/01/2017 | Active | - | - |

 3. CHARGES

AS ON: 26/04/2018

Amount in ₹

| CHARGE ID | DATE OF CREATION | DATE OF MODIFICATION | DATE OF SATISFACTION | CHARGE AMOUNT | CHARGE HOLDER | ASSETS UNDER CHARGE | STATUS |
|----------------------------------------|------------------|----------------------|----------------------|---------------|---------------|---------------------|--------|
| This company does not have any Charge. | | | | | | | |

 4. CREDIT RATING

AS ON: 21/05/2018

Amount in ₹

| RATING DATE | AGENCY | RATING | PREVIOUS RATING | INSTRUMENT | DURATION | AMOUNT | RATING ACTION |
|-----------------------------------------------|--------|--------|-----------------|------------|----------|--------|---------------|
| This company does not have any Credit Rating. | | | | | | | |



AS ON: 26/04/2018

Amount in ₹

5(A) SNAPSHOT

| PARTICULARS | 2013-2014 | 2014-2015 | 2015-2016 |
|-------------------------|--------------|----------------|-----------------|
| Revenue from Operations | 496,153,000 | 622,500,000 | 3,834,400,000 |
| EBITDA | -345,059,000 | -7,878,400,000 | -20,284,700,000 |
| PAT | -342,170,000 | -7,548,900,000 | -17,604,400,000 |
| Networth | 254,221,000 | 34,860,476,000 | 55,479,822,000 |
| Long-term Borrowings | - | - | - |

5(B) PROFIT & LOSS

| PARTICULARS | 2013-2014 | 2014-2015 | 2015-2016 |
|-------------------------------------------------------------------------------|---------------------|-----------------------|------------------------|
| REVENUE | | | |
| Revenue from Sale of Products | 0 | 0 | 0 |
| Revenue from Sale of Services | 496,153,000 | 547,300,000 | 3,254,100,000 |
| Other Operating Revenue | 0 | 75,200,000 | 580,300,000 |
| Less: Duties | 0 | 0 | 0 |
| Total Revenue from Operations | 496,153,000 | 622,500,000 | 3,834,400,000 |
| Other Income | 14,377,000 | 380,700,000 | 2,806,800,000 |
| Total Revenue | 510,530,000 | 1,003,200,000 | 6,641,200,000 |
| EXPENSES | | | |
| Cost of Materials Consumed | 0 | 0 | 0 |
| Purchases of Stock in Trade | 0 | 0 | 0 |
| Changes in Inventories of Finished Goods, Work In Progress and Stock In Trade | 0 | 0 | 0 |
| Employee Benefit Expense | 203,862,000 | 681,700,000 | 3,790,700,000 |
| Other Expenses | 637,350,000 | 7,819,200,000 | 20,328,400,000 |
| EBITDA | -345,059,000 | -7,878,400,000 | -20,284,700,000 |
| EBITDA % | 0.00% | 0.00% | 0.00% |
| Finance Costs | 468,000 | 17,700,000 | 0 |

| PARTICULARS | 2013-2014 | 2014-2015 | 2015-2016 |
|-----------------------------------------------------------|--------------|----------------|-----------------|
| Total Depreciation, Depletion and Amortization Expense | 11,020,000 | 33,500,000 | 126,500,000 |
| Total Expenses | 852,700,000 | 8,552,100,000 | 24,245,600,000 |
| Profit before Exceptional and Extraordinary Items and Tax | -342,170,000 | -7,548,900,000 | -17,604,400,000 |
| Prior Period Items before Tax | 0 | 0 | 0 |
| Exceptional Items | 0 | 0 | 0 |
| Profit before Extraordinary Items and Tax | -342,170,000 | -7,548,900,000 | -17,604,400,000 |
| Extraordinary Items | 0 | 0 | 0 |
| Profit before Tax | -342,170,000 | -7,548,900,000 | -17,604,400,000 |
| TAX EXPENSE | | | |
| Current Tax | 0 | 0 | 0 |
| Deferred Tax | 0 | 0 | 0 |
| Profit / (Loss) for the Period from Continuing Operations | -342,170,000 | -7,548,900,000 | -17,604,400,000 |
| Profit / (Loss) from Discontinuing Operations | 0 | 0 | 0 |
| Tax Expense of Discontinuing Operations | 0 | 0 | 0 |
| Profit / (Loss) from Discontinuing Operations (After Tax) | 0 | 0 | 0 |
| Profit / (Loss) | -342,170,000 | -7,548,900,000 | -17,604,400,000 |

* Total revenue from operations = Revenue from sale of products + Revenue from sale of services + Revenue from other operating activities - Duties. Some particulars have not been shown to maintain consistency of format.

5(C) BALANCE SHEET

| PARTICULARS | 2013-2014 | 2014-2015 | 2015-2016 |
|-------------------------------------------|--------------|----------------|----------------|
| SHAREHOLDERS FUND | | | |
| Share Capital | 412,933,000 | 413,476,000 | 413,622,000 |
| Reserves & Surplus | -158,712,000 | 34,447,000,000 | 55,066,200,000 |
| Money Received against Warrants | 0 | 0 | 0 |
| Networth | 254,221,000 | 34,860,476,000 | 55,479,822,000 |
| Share Application Money Pending Allotment | 0 | 0 | 0 |
| Deferred Government Grants | 0 | 0 | 0 |

| PARTICULARS | 2013-2014 | 2014-2015 | 2015-2016 |
|---------------------------------------|--------------------|-----------------------|-----------------------|
| Minority Interest | 0 | 0 | 0 |
| NON CURRENT LIABILITIES | | | |
| Long-term Borrowings | 0 | 0 | 0 |
| Deferred Tax Liabilities | 0 | 0 | 0 |
| Other Long-term Liabilities | 0 | 5,000,000 | 8,800,000 |
| Long-term Provisions | 2,265,000 | 4,900,000 | 14,700,000 |
| Total Non Current Liabilities | 2,265,000 | 9,900,000 | 23,500,000 |
| CURRENT LIABILITIES | | | |
| Short-term Borrowings | 0 | 0 | 0 |
| Trade Payables | 8,799,000 | 265,200,000 | 391,800,000 |
| Other Current Liabilities | 45,383,000 | 592,024,000 | 1,882,178,000 |
| Short-term Provisions | 8,053,000 | 165,700,000 | 0 |
| Total Current Liabilities | 62,235,000 | 1,022,924,000 | 2,273,978,000 |
| Total Equity & Liabilities | 318,721,000 | 35,893,300,000 | 57,777,300,000 |
| NON CURRENT ASSETS | | | |
| FIXED ASSET | | | |
| Tangible Assets | 22,711,000 | 175,400,000 | 442,800,000 |
| Intangible Assets | 2,097,000 | 8,100,000 | 147,900,000 |
| Capital Work In Progress | 0 | 0 | 0 |
| Intangible Asset under Development | 0 | 0 | 21,400,000 |
| Total Fixed Asset | 24,808,000 | 183,500,000 | 612,100,000 |
| Non Current Investment | 0 | 11,923,200,000 | 12,276,700,000 |
| Deferred Tax Assets (Net) | 0 | 0 | 0 |
| Long-term Loans & Advances | 10,558,000 | 651,600,000 | 6,470,200,000 |
| Other Non Current Assets | 0 | 0 | 1,000,000,000 |
| Total Non Current Assets | 10,558,000 | 12,574,800,000 | 19,746,900,000 |
| CURRENT ASSETS | | | |

| PARTICULARS | 2013-2014 | 2014-2015 | 2015-2016 |
|-----------------------------|--------------------|-----------------------|-----------------------|
| Current Investment | 17,361,000 | 0 | 0 |
| Inventories | 0 | 0 | 0 |
| Trade Receivables | 15,695,000 | 155,200,000 | 78,200,000 |
| Cash & Cash Equivalents | 233,810,000 | 22,388,600,000 | 35,473,500,000 |
| Short-term Loans & Advances | 12,057,000 | 211,300,000 | 427,900,000 |
| Other Current Assets | 4,432,000 | 379,900,000 | 1,438,700,000 |
| Total Current Assets | 283,355,000 | 23,135,000,000 | 37,418,300,000 |
| Total Assets | 318,721,000 | 35,893,300,000 | 57,777,300,000 |

Networth = Share Capital + Reserves & Surplus + Money Received against Share Warrants + Deferred Government Grants + Minority Interest

5(D) FINANCIAL RATIO

| PARTICULARS | 2014-2015 | 2015-2016 |
|--------------------------|-----------|-----------|
| Revenue Growth (%) | 666.30% | 515.97% |
| EBITDA Margins (%) | 0.00% | 0.00% |
| EBT Margins (%) | - | - |
| PAT Margins (%) | - | - |
| Emp Cost (% of sales) | 17.93% | 98.86% |
| Working Capital Turnover | 0 | 0 |
| Asset Turnover | 0 | 0 |

5(E) CONSOLIDATED FINANCIAL - PROFIT & LOSS

| PARTICULARS | 2014-2015 | 2015-2016 |
|-------------------------------|----------------------|----------------------|
| REVENUE | | |
| Revenue from Sale of Products | 4,800,000 | 58,200,000 |
| Revenue from Sale of Services | 570,200,000 | 4,328,200,000 |
| Total Revenue from Operations | 651,600,000 | 5,017,600,000 |
| Other Income | 386,100,000 | 2,564,700,000 |
| Total Revenue | 1,037,700,000 | 7,582,300,000 |
| EXPENSES | | |

| PARTICULARS | 2014-2015 | 2015-2016 |
|-------------------------------------------------------------------------------|-----------------------|------------------------|
| Cost of Materials Consumed | - | - |
| Purchases of Stock in Trade | 9,900,000 | 382,900,000 |
| Changes in Inventories of Finished Goods, Work In Progress and Stock In Trade | -800,000 | 2,500,000 |
| Employee Benefit Expense | 851,600,000 | 4,616,000,000 |
| Other Expenses | 8,074,400,000 | 25,461,500,000 |
| EBITDA | -8,283,500,000 | -25,445,300,000 |
| EBITDA % | 0.00% | 0.00% |
| Finance Costs | 22,000,000 | 15,900,000 |
| Total Depreciation, Depletion and Amortization Expense | 40,200,000 | 240,100,000 |
| Total Expenses | 8,997,300,000 | 30,718,900,000 |
| Profit before Exceptional and Extraordinary Items and Tax | -7,959,600,000 | -23,136,600,000 |
| Exceptional Items | - | - |
| Profit before Extraordinary Items and Tax | -7,959,600,000 | -23,136,600,000 |
| Extraordinary Items | - | - |
| Profit before Tax | -7,959,600,000 | -23,136,600,000 |
| TAX EXPENSE | | |
| Current Tax | 1,500,000 | -1,000,000 |
| Deferred Tax | - | -300,000 |
| Profit / (Loss) for the Period from Continuing Operations | -7,961,100,000 | -23,135,300,000 |
| Profit / (Loss) from Discontinuing Operations | - | - |
| Tax Expense of Discontinuing Operations | - | - |
| Profit / (Loss) from Discontinuing Operations (After Tax) | - | - |
| Profit / (Loss) | -7,961,100,000 | -23,117,400,000 |

* Total revenue from operations = Revenue from sale of products + Revenue from sale of services + Revenue from other operating activities - Duties. Some particulars have not been shown to maintain consistency of format.

5(F) CONSOLIDATED FINANCIAL - BALANCE SHEET

| PARTICULARS | 2014-2015 | 2015-2016 |
|-------------|-----------|-----------|
|-------------|-----------|-----------|

| PARTICULARS | 2014-2015 | 2015-2016 |
|-------------------------------------------|-----------------------|-----------------------|
| SHAREHOLDERS FUND | | |
| Share Capital | 413,476,000 | 413,622,000 |
| Reserves & Surplus | 34,034,800,000 | 49,141,000,000 |
| Money Received against Warrants | - | - |
| Networth | 34,448,276,000 | 49,554,622,000 |
| Share Application Money Pending Allotment | - | - |
| NON CURRENT LIABILITIES | | |
| Long-term Borrowings | 6,500,000 | 927,900,000 |
| Deferred Tax Liabilities | - | - |
| Other Long-term Liabilities | 9,700,000 | 21,900,000 |
| Long-term Provisions | 8,300,000 | 19,300,000 |
| Total Non Current Liabilities | 24,500,000 | 969,100,000 |
| CURRENT LIABILITIES | | |
| Short-term Borrowings | - | - |
| Trade Payables | 363,200,000 | 504,900,000 |
| Other Current Liabilities | 986,824,000 | 2,525,378,000 |
| Short-term Provisions | 170,100,000 | 4,900,000 |
| Total Current Liabilities | 1,520,124,000 | 3,035,178,000 |
| Total Equity & Liabilities | 35,992,900,000 | 53,558,900,000 |
| NON CURRENT ASSETS | | |
| FIXED ASSET | | |
| Tangible Assets | 337,600,000 | 1,258,600,000 |
| Intangible Assets | 11,880,000,000 | 12,225,800,000 |
| Capital Work in Progress | - | - |
| Intangible Asset under Development | - | 21,400,000 |
| Total Fixed Asset | 12,217,600,000 | 13,505,800,000 |
| Non Current Investment | - | 128,000,000 |

| PARTICULARS | 2014-2015 | 2015-2016 |
|---------------------------------|-----------------------|-----------------------|
| Deferred Tax Assets (Net) | - | - |
| Long-term Loans & Advances | 345,400,000 | 1,276,500,000 |
| Other Non Current Assets | 37,300,000 | 1,125,100,000 |
| Total Non Current Assets | 382,700,000 | 2,529,600,000 |
| CURRENT ASSETS | | |
| Current Investment | - | - |
| Inventories | 18,300,000 | 15,800,000 |
| Trade Receivables | 184,700,000 | 103,800,000 |
| Cash & Cash Equivalents | 22,553,100,000 | 35,808,700,000 |
| Short-term Loans & Advances | 232,500,000 | 548,900,000 |
| Other Current Assets | 404,000,000 | 1,046,300,000 |
| Total Current Assets | 23,392,600,000 | 37,523,500,000 |
| Total Assets | 35,992,900,000 | 53,558,900,000 |

Networth = Share Capital + Reserves & Surplus + Money Received against Share Warrants + Deferred Government Grants + Minority Interest

5(G) CONSOLIDATED FINANCIAL - FINANCIAL RATIO

| PARTICULARS | 2015-2016 |
|--------------------------|-----------|
| Revenue Growth (%) | 670.04% |
| EBITDA Margins (%) | null |
| EBT Margins (%) | - |
| PAT Margins (%) | - |
| Emp Cost (% of sales) | 92.00% |
| Working Capital Turnover | 0 |
| Asset Turnover | 0 |

6. FOREX

AS ON: 26/04/2018

Amount in ₹



6(A) FOREX

| PARTICULARS | 2013-2014 | 2014-2015 | 2015-2016 |
|---------------------------------------------------------------------------------------|------------------|--------------------|----------------------|
| DETAILS OF FOREIGN EXCHANGE EARNINGS | | | |
| Export of Goods Calculated on FOB Basis | 0 | 0 | 0 |
| Interest and Dividend | 0 | 0 | 0 |
| Royalty | 0 | 0 | 0 |
| Know-how | 0 | 0 | 0 |
| Professional and Consultation Fees | 0 | 0 | 0 |
| Other Income | 0 | 0 | 0 |
| Total Earning in Foreign Exchange | 0 | 0 | 0 |
| DETAILS OF FOREIGN EXCHANGE EXPENDITURE | | | |
| Import of Goods Calculated on CIF Basis | | | |
| (i) Raw Material | 0 | 0 | 0 |
| (ii) Component and Spare Parts | 0 | 0 | 0 |
| (iii) Capital Goods | 0 | 0 | 0 |
| Expenditure on Account of | | | |
| Royalty | 0 | 0 | 0 |
| Know-how | 0 | 0 | 0 |
| Professional and Consultation Fees | 0 | 0 | 1,000,000 |
| Interest | 0 | 0 | 0 |
| Other Matters | 6,656,000 | 138,900,000 | 1,040,100,000 |
| Dividend Paid | 0 | 0 | 0 |
| Total Expenditure in Foreign | 6,656,000 | 138,900,000 | 1,041,100,000 |
| OTHER FOREX DATA | | | |
| Paid Up Capital Held by Foreign Company | 0 | 0 | 0 |
| Paid Up Capital Held by Foreign Holding Company and/or Through Its Subsidiary Company | 0 | 0 | 0 |

| PARTICULARS | 2013-2014 | 2014-2015 | 2015-2016 |
|------------------------------------|-----------|-----------|-----------|
| Unhedged Foreign Exchange Exposure | 0 | 0 | 0 |

6(B) CONSOLIDATED - FOREX

| PARTICULARS | 2014-2015 | 2015-2016 |
|------------------------------------------------|-----------|-----------|
| DETAILS OF FOREIGN EXCHANGE EARNINGS | | |
| Export of Goods Calculated on FOB Basis | 0 | 0 |
| Interest and Dividend | 0 | 0 |
| Royalty | 0 | 0 |
| Know-how | 0 | 0 |
| Professional and Consultation Fees | 0 | 0 |
| Other Income | 0 | 0 |
| Total Earning in Foreign Exchange | 0 | 0 |
| DETAILS OF FOREIGN EXCHANGE EXPENDITURE | | |
| Import of Goods Calculated on CIF Basis | | |
| (i) Raw Material | 0 | 0 |
| (ii) Component and Spare Parts | 0 | 0 |
| (iii) Capital Goods | 0 | 0 |
| Expenditure on Account of | | |
| Royalty | 0 | 0 |
| Know-how | 0 | 0 |
| Professional and Consultation Fees | 0 | 0 |
| Interest | 0 | 0 |
| Other Matters | 0 | 0 |
| Dividend Paid | 0 | 0 |
| Total Expenditure in Foreign | 0 | 0 |
| OTHER FOREX DATA | | |
| Paid Up Capital Held by Foreign Company | 0 | 0 |

| PARTICULARS | 2014-2015  | 2015-2016  |
|---------------------------------------------------------------------------------------|---------------------------------------------------------------------------------------------|---------------------------------------------------------------------------------------------|
| Paid Up Capital Held by Foreign Holding Company and/or Through Its Subsidiary Company | 0 | 0 |
| Unhedged Foreign Exchange Exposure | 0 | 0 |

7. AUDITORS

AS ON: 26/04/2018



Amount in ₹

7(A) AUDITORS

| PARTICULARS | 2014-2015 | 2015-2016 |
|---------------------------------------|-------------------------------------------------------------------------------------------------|-----------------------------------------------------------------------------------------------|
| Name of Audit Firm | B S R & Company | B S R & Associates LLP |
| Firm Registration Number | 128900W | 116231W/W-100024 |
| Name of Person Signing Audit Report | SAMPATH GANESH N | RUSHANK SHAMSUNDAR MUTHREJA |
| Membership Number | 042554 | 211386 |
| Address | 1st Floor, Lodha Excelus Apollo Mills Compound, N. M. Joshi Marg, Mahalakshmi, MUMBAI - 400011. | Maruthi Info-tech Centre 11-12/1 Inner Ring Road, Koramangala, Bangalore - 560071, Karnataka. |
| Email ID | - | vsaraogi@bsraffiliates.com |
| PAN of Auditor or Auditor Firm | AAIFB7357B | AADFB6889R |
| Whether Financial Statement Qualified | YES | NO |
| Whether CARO Applicable | YES | YES |
| Whether Auditor Resigned | - | - |
| Date of Resignation | - | - |
| Reason for Resignation | - | - |
| Any Other Fact Related to Resignation | - | - |

7(B) CARO REMARKS

| PARTICULARS | 2014-2015 | 2015-2016 |
|-------------------------------|-----------------------|-----------------------|
| Fixed Assets | Favourable | Favourable |
| Inventories | Clause not applicable | Clause not applicable |
| Loans Given by Companies | Clause not applicable | Favourable |
| Acceptance Of Public Deposits | Favourable | Favourable |
| Maintenance of Cost Records | Favourable | Favourable |
| Statutory Dues | Favourable | Favourable |
| Term Loans | Favourable | Clause not applicable |

| PARTICULARS | 2014-2015  | 2015-2016  |
|---------------------------------------------------------------------------------------------------------------------------|---------------------------------------------------------------------------------------------|---------------------------------------------------------------------------------------------|
| Fraud Noticed | Favourable | Favourable |
| Others | - | - |
| Disclosure in Auditors Report Relating to Managerial Remuneration | - | Clause not applicable |
| Disclosure in Auditors Report Relating to Nidhi Company | - | Clause not applicable |
| Disclosure in Auditors Report Relating to Transactions with Related Parties | - | Favourable |
| Disclosure in Auditors Report Relating to Preferential Allotment or Private Placement of Shares or Convertible Debentures | - | Favourable |
| Disclosure in Auditors Report Relating to Non-cash Transactions with Directors or Persons Connected with Him | - | Clause not applicable |
| Disclosure in Auditors Report Relating to Registration under Section 45-IA of Reserve Bank of India Act, 1934 | - | Clause not applicable |
| Disclosure in Auditors Report Relating to Internal Control System | Favourable | - |
| Disclosure in Auditors Report Relating to Accumulated Losses | Favourable | - |
| Disclosure in Auditors Report Relating to Guarantee Given | Favourable | - |
| Disclosure in Auditors Report Relating to Default in Repayment of Financial Dues | Favourable | Clause not applicable |
| Disclosure Relating to Amount Required to be Transferred to Investor Education and Protection Fund | Favourable | - |

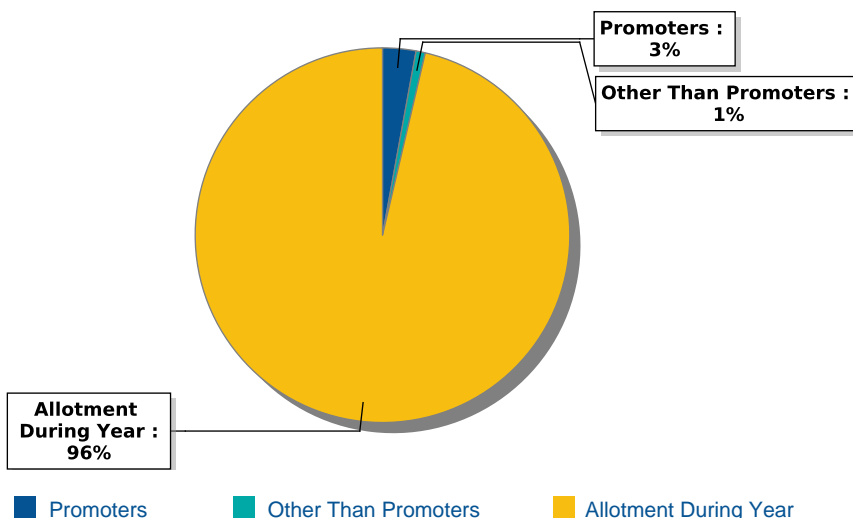
8. SHAREHOLDING

AS ON: 26/04/2018

Amount in ₹

FY 2015-2016

Equity



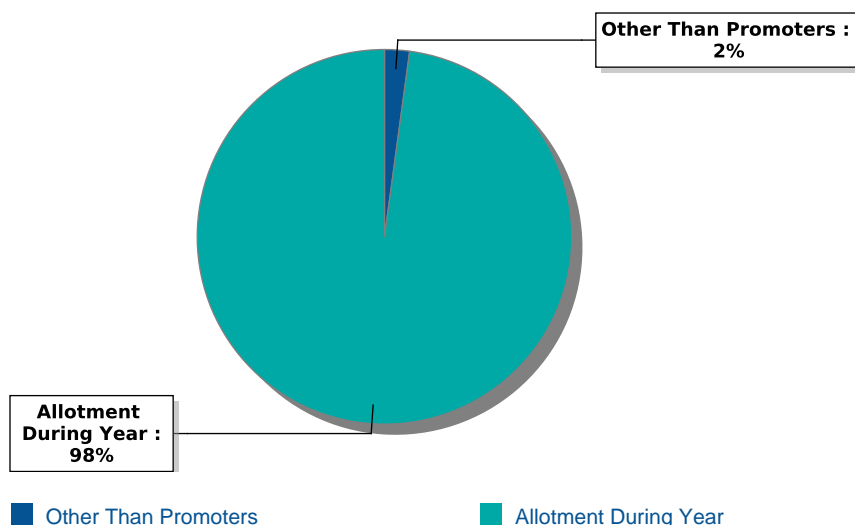
| SHAREHOLDING | SHARES HELD BY PROMOTERS | PROMOTERS % SHAREHOLDING | SHARES HELD BY NON PROMOTERS | NON PROMOTERS % SHAREHOLDING |
|----------------|--------------------------|--------------------------|------------------------------|------------------------------|
| Indian | 11,341 | 2.87% | 125 | 0.03% |
| NRI | 0 | 0.00% | 10 | 0.00% |
| Body Corporate | 0 | 0.00% | 3,018 | 0.76% |

SHARE ALLOTMENT

| ALLOTMENT TYPE | INSTRUMENT | DATE OF ALLOTMENT | NO. OF SHARES ALLOTTED | NOMINAL AMT. / SHARE | PREMIUM / SHARE | DISCOUNT / SHARE | SHARE PRICE |
|----------------|-------------------------------------------|-------------------|------------------------|----------------------|-----------------|------------------|--------------|
| CASH | Equity Shares without Differential Rights | 29/09/2016 | 380,160 | 10.00 | 0.00 | 0.00 | 10.00 |
| CASH | Equity Shares without Differential Rights | 11/12/2015 | 1,373 | 10.00 | 2,797,564.00 | 0.00 | 2,797,574.00 |
| CASH | Equity Shares without Differential Rights | 10/11/2015 | 1 | 10.00 | 2,944,805.00 | 0.00 | 2,944,815.00 |
| CASH | Equity Shares without Differential Rights | 31/03/2015 | 5 | 10.00 | 1,587,092.00 | 0.00 | 1,587,102.00 |
| CASH | Equity Shares without Differential Rights | 26/08/2014 | 184 | 10.00 | 0.00 | 0.00 | 10.00 |
| CASH | Equity Shares without Differential Rights | 24/07/2014 | 100 | 10.00 | 221,990.00 | 0.00 | 222,000.00 |
| CASH | Equity Shares without Differential Rights | 12/11/2013 | 100 | 10.00 | 46,518.77 | 0.00 | 46,528.77 |
| CASH | Equity Shares without Differential Rights | 28/03/2012 | 100 | 10.00 | 23,114.16 | 0.00 | 23,124.16 |

FY 2015-2016




















Preference



| SHAREHOLDING | SHARES HELD BY PROMOTERS | PROMOTERS % SHAREHOLDING | SHARES HELD BY NON PROMOTERS | NON PROMOTERS % SHAREHOLDING |
|-----------------------------------|--------------------------|--------------------------|------------------------------|------------------------------|
| Indian | 0 | 0.00% | 2,524 | 0.06% |
| NRI | 0 | 0.00% | 783 | 0.02% |
| Foreign National (Other than NRI) | 0 | 0.00% | 11 | 0.00% |
| Body Corporate | 0 | 0.00% | 85,046 | 2.07% |

SHARE ALLOTMENT

| ALLOTMENT TYPE | INSTRUMENT | DATE OF ALLOTMENT | NO. OF SHARES ALLOTTED | NOMINAL AMT. / SHARE | PREMIUM / SHARE | DISCOUNT / SHARE | SHARE PRICE |
|-----------------|-------------------|-------------------|------------------------|----------------------|-----------------|------------------|--------------|
| CASH | Preference Shares | 29/12/2017 | 128,958 | 10.00 | 13,511.00 | 0.00 | 13,521.00 |
| Other Than Cash | Preference Shares | 29/12/2017 | 20,756 | 10.00 | 13,511.00 | 0.00 | 13,521.00 |
| CASH | Preference Shares | 26/09/2017 | 1,908,143 | 10.00 | 13,511.00 | 0.00 | 13,521.00 |
| CASH | Preference Shares | 07/06/2017 | 171,173 | 10.00 | 13,511.00 | 0.00 | 13,521.00 |
| CASH | Preference Shares | 31/03/2017 | 495,526 | 10.00 | 13,511.00 | 0.00 | 13,521.00 |
| CASH | Preference Shares | 16/11/2016 | 1,297,945 | 10.00 | 12,895.00 | 0.00 | 12,905.00 |
| CASH | Preference Shares | 10/11/2015 | 1,086 | 10.00 | 2,944,805.00 | 0.00 | 2,944,815.00 |
| CASH | Preference Shares | 10/10/2015 | 218 | 10.00 | 2,944,805.00 | 0.00 | 2,944,815.00 |
| CASH | Preference Shares | 30/09/2015 | 3,260 | 10.00 | 2,944,805.00 | 0.00 | 2,944,815.00 |

| ALLOTMENT TYPE | INSTRUMENT | DATE OF ALLOTMENT | NO. OF SHARES ALLOTTED | NOMINAL AMT. / SHARE | PREMIUM / SHARE | DISCOUNT / SHARE | SHARE PRICE |
|----------------|-------------------|------------------------------------------------------------------------------------------------|------------------------|----------------------|-----------------|------------------|--------------|
| CASH | Preference Shares | 02/09/2015  | 5,020 | 10.00 | 2,944,805.00 | 0.00 | 2,944,815.00 |
| CASH | Preference Shares | 11/08/2015  | 80 | 10.00 | 1,587,092.00 | 0.00 | 1,587,102.00 |
| CASH | Preference Shares | 29/05/2015  | 6 | 10.00 | 1,587,092.00 | 0.00 | 1,587,102.00 |
| CASH | Preference Shares | 13/04/2015  | 3,573 | 10.00 | 1,587,092.00 | 0.00 | 1,587,102.00 |
| CASH | Preference Shares | 31/03/2015  | 12,300 | 10.00 | 1,587,092.00 | 0.00 | 1,587,102.00 |
| CASH | Preference Shares | 14/03/2015  | 5,357 | 10.00 | 1,241,180.40 | 0.00 | 1,241,190.40 |
| CASH | Preference Shares | 14/03/2015  | 770 | 10.00 | 1,241,180.40 | 0.00 | 1,241,190.40 |
| CASH | Preference Shares | 18/11/2014  | 23,500 | 10.00 | 546,990.00 | 0.00 | 547,000.00 |
| CASH | Preference Shares | 12/09/2014  | 270 | 10.00 | 221,990.00 | 0.00 | 222,000.00 |
| CASH | Preference Shares | 24/07/2014  | 1,250 | 10.00 | 221,990.00 | 0.00 | 222,000.00 |
| CASH | Preference Shares | 12/11/2013  | 7,852 | 20,000.00 | 26,528.77 | 0.00 | 46,528.77 |
| CASH | Preference Shares | 04/07/2013  | 4,131 | 20,000.00 | 26,528.77 | 0.00 | 46,528.77 |
| CASH | Preference Shares | 28/03/2012  | 8,657 | 20,000.00 | 3,124.16 | 0.00 | 23,124.16 |
| CASH | Preference Shares | 31/01/2012  | 856 | 10.00 | 4,203.48 | 0.00 | 4,213.48 |
| CASH | Preference Shares | 31/01/2012  | 856 | 10.00 | 4,203.48 | 0.00 | 4,213.48 |
| CASH | Preference Shares | 09/12/2011  | 1,166 | 10.00 | 1,482.61 | 0.00 | 1,492.61 |
| CASH | Preference Shares | 09/12/2011  | 1,166 | 10.00 | 1,482.61 | 0.00 | 1,492.61 |
| CASH | Preference Shares | 30/05/2011  | 1,112 | 10.00 | 1,482.55 | 0.00 | 1,492.55 |
| CASH | Preference Shares | 30/05/2011  | 1,112 | 10.00 | 1,482.55 | 0.00 | 1,492.55 |

 9. DEPOSITS

AS ON: 26/04/2018


Amount in ₹

This company has not taken any Deposit from public.

10. ASSOCIATE ENTITIES

AS ON: 26/04/2018

Amount in ₹

| COMPANY NAME | % HOLDING | RELATIONSHIP  | RELATIONSHIP AS ON |
|-------------------------------------------------|------------------------------|--------------------------------------------------------------------------------------------------|--------------------|
| OLA FLEET TECHNOLOGIES PRIVATE LIMITED | 100.00% | Subsidiary | 31/03/2016 |
| SERENDIPITY INFOLABS PRIVATE LIMITED | 100.00% | Subsidiary | 31/03/2016 |
| ZIPCASH CARD SERVICES PRIVATE LIMITED | 45.70% | Subsidiary | 31/03/2016 |
| KIDS CLINIC INDIA PRIVATE LIMITED | 43.56% (As On 31/03/2015) | Common Directorship (AVNISH BAJAJ) | 26/04/2018 |
| CONTAGIOUS ONLINE MEDIA NETWORK PRIVATE LIMITED | - | Common Directorship (LEE JARED FIXEL) | 26/04/2018 |
| EMERGENT VENTURES INDIA PRIVATE LIMITED | - | Common Directorship (KRISHNAMURTHY VENUGOPALA TENNETI) | 26/04/2018 |
| GODDARD TECHNICAL SOLUTIONS PRIVATE LIMITED | - | Common Directorship (BHAVISH AGGARWAL) | 26/04/2018 |
| HIKE PRIVATE LIMITED | - | Common Directorship (LEE JARED FIXEL) | 26/04/2018 |
| INDEGENE PRIVATE LIMITED | - | Common Directorship (KRISHNAMURTHY VENUGOPALA TENNETI) | 26/04/2018 |
| INTAP LABS PRIVATE LIMITED | - (As On 31/03/2015) | Common Directorship (LEE JARED FIXEL) | 26/04/2018 |
| MATRIX INDIA ASSET ADVISORS PRIVATE LIMITED | - | Common Directorship (AVNISH BAJAJ) | 26/04/2018 |
| MEDITRINA HOSPITALS PRIVATE LIMITED | - | Common Directorship (AVNISH BAJAJ) | 26/04/2018 |
| MEWAR HOSPITAL PRIVATE LIMITED | - | Common Directorship (AVNISH BAJAJ) | 26/04/2018 |
| NEW DELHI CENTRE FOR SIGHT LIMITED | - (As On 31/03/2016) | Common Directorship (AVNISH BAJAJ) | 26/04/2018 |
| OLA ELECTRIC MOBILITY PRIVATE LIMITED | - | Common Directorship (BHAVISH AGGARWAL) | 26/04/2018 |
| OLA SKILLING PRIVATE LIMITED | - | Common Directorship (BHAVISH AGGARWAL) | 26/04/2018 |
| SBG ADVISORS INDIA PRIVATE LIMITED | - | Common Directorship (JONATHAN OLOF BULLOCK) | 26/04/2018 |

11. ADDITIONAL INFO

Amount in ₹

11.1 CREDIT BUREAU

AS ON:29/11/2017

| CREDIT BUREAU | BANK | AMOUNT | QUARTER |
|----------------------------------------------------------------------|------|--------|---------|
| This company does not have any "Defaults reported by Credit Bureau". | | | |

11.2 DEFAULTER LIST

AS ON:01/03/2018

| WHETHER DEFAULTER | UPDATED AS ON |
|-----------------------------------------------------------|---------------|
| This company is not under any of the MCA defaulter lists. | |

11.3 OPEN/CLOSED CASES OF HIGH COURTS, SUPREME COURT, CESTAT & ITAT

AS ON:21/04/2018

| YEAR | HIGH COURT / CESTAT / ITAT | BENCH NAME | CASE TYPE | CASE NO | PETITIONER NAME | RESPONDENT NAME |
|------|------------------------------|-------------------|-------------|---------|--------------------------------------------|--------------------------------------|
| 2017 | Delhi HC | - | CS(OS) | 69 | ANI TECHNOLOGIES PRIVATE LIMITED | RAJDHANI TOURIST DRIVER UNION & ORS. |
| 2017 | Delhi HC | - | CS(OS) | 69 | ANI TECHNOLOGIES PRIVATE LIMITED | RAJDHANI TOURIST DRIVER UNION & ORS |
| 2017 | Karnataka HC | Bengaluru | WP | 32942 | ANI TECHNOLOGIES PRIVATE LIMITED | STATE OF KARNATAKA |
| 2017 | Mumbai HC | Bombay | CHSW | 297 | 250. ALI RAZA HUSAIN ALI NATHANI AND 5 ORS | ANI TECHNOLOGIES PRIVATE LIMITED |
| 2017 | Mumbai HC | Bombay | CHSW | 297 | ALI RAZA HUSAIN ALI NATHANI AND 5 ORS | ANI TECHNOLOGIES PRIVATE LIMITED |
| 2017 | Mumbai HC | Bombay (Original) | CHSW | 297 | ALI RAZA HUSAIN ALI NATHANI AND 5 ORS | ANI TECHNOLOGIES PRIVATE LIMITED |
| 2017 | Mumbai HC | Bombay | CHSW | 195 | 348. ALI RAZA HUSAIN ALI NATHANI AND 5 ORS | ANI TECHNOLOGIES PRIVATE LIMITED |
| 2017 | Mumbai HC | Bombay | CHSW | 195 | ALI RAZA HUSAIN ALI NATHANI AND 5 ORS | ANI TECHNOLOGIES PRIVATE LIMITED |
| 2017 | Mumbai HC | Bombay (Original) | CHSW | 195 | ALI RAZA HUSAIN ALI NATHANI AND 5 ORS | ANI TECHNOLOGIES PRIVATE LIMITED |
| 2017 | Mumbai HC | Bombay | NMW | 470 | 221. ALI RAZA HUSAIN ALI NATHANI AND 5 ORS | ANI TECHNOLOGIES PRIVATE LIMITED |
| 2017 | Mumbai HC | Bombay | NMW | 470 | ALI RAZA HUSAIN ALI NATHANI AND 5 ORS | ANI TECHNOLOGIES PRIVATE LIMITED |
| 2017 | Mumbai HC | Bombay (Original) | NMW | 470 | ALI RAZA HUSAIN ALI NATHANI AND 5 ORS | ANI TECHNOLOGIES PRIVATE LIMITED |
| 2017 | Mumbai HC | Bombay | WP | 2325 | 449. ALI RAZA HUSAIN ALI NATHANI AND 5 ORS | ANI TECHNOLOGIES PRIVATE LIMITED |
| 2017 | Mumbai HC | Bombay | WP | 2325 | ALI RAZA HUSAIN ALI NATHANI AND 5 ORS | ANI TECHNOLOGIES PRIVATE LIMITED |
| 2017 | Mumbai HC | Bombay (Original) | WP | 2325 | ALI RAZA HUSAIN ALI NATHANI AND 5 ORS | ANI TECHNOLOGIES PRIVATE LIMITED |
| 2016 | Delhi HC | - | CONT.CAS(C) | 136 | ANI TECHNOLOGIES PRIVATE LIMITED | GAGAN BHATIA & ANR |

| YEAR | HIGH COURT / CESTAT / ITAT | BENCH NAME | CASE TYPE | CASE NO | PETITIONER NAME | RESPONDENT NAME |
|------|-----------------------------------------|------------|----------------------------------|---------|-------------------------------------------------------------------------|----------------------------------------------------------------------------------------------------------------------------------------------------------------------------------------|
| 2015 | Madhya Pradesh HC | Jabalpur | WP | 6002 | M/S ANI TECHNOLOGIES (P) LTD, SHRI JITENDRA PATEL, SHRI QAMAR ALI | THE STATE OF MADHYA PRADESH, CONTROLLER OF LEGAL METROLOGY (WEIGHTS AND MEASURES) GOVT. OF MADHYA PRADESH, INSPECTOR, LEGAL METROLOGY WEIGHTS AD MEASURES DEPARTMENT |
| 2015 | Punjab & Haryana HC | - | CM-CII | 10841 | ANI TECHNOLOGY PVT. LTD. | SATISH KUMAR JAIN AND ORS |
| 2015 | Punjab & Haryana HC | - | CM-CII | 8738 | ANI TECHNOLOGY PVT. LTD. | SATISH KUMAR JAIN AND ORS |
| 2015 | Punjab & Haryana HC | - | CM-CII | 7955 | ANI TECHNOLOGY PVT. LTD. | SATISH KUMAR JAIN AND ORS |
| 2015 | Punjab & Haryana HC | - | CM-CII | 5753 | ANI TECHNOLOGY PVT. LTD. | SATISH CHAND JAIN AND ORS |
| 2015 | Punjab & Haryana HC | - | COCP | 4 | ANI TECHNOLOGY PVT. LTD. | SATISH KUMAR JAIN AND ORS |
| 2015 | Uttarakhand HC | - | WRIT PETITION MISC. SINGLE | 506 | Ani Technologies Pvt. Ltd | State Of Uttarakhand & Others |

11.4 BIFR HISTORY

AS ON: 16/05/2017

| CASE NO | CASE STATUS | DATE OF LAST ORDER |
|----------------------------------------------|-------------|--------------------|
| This company does not have any BIFR History. | | |

11.5 NCLT

AS ON: 13/03/2018

| BENCH NAME | CASE TYPE | SECTION | PARTIES INVOLVED | ORDER DATE |
|------------------------------------------------------|-----------|---------|------------------|------------|
| This company does not have any case history in NCLT. | | | | |